ANNALES

Anali za istrske in mediteranske študije
Annali di Studi istriani e mediterranei
Annals for Istrian and Mediterranean Studies

Series Historia Naturalis, 36, 2026, 1

UDK 5 Annales, Ser. hist. nat., 36, 2026, 1, pp. 1-256, Koper 2026 ISSN1408-533X

UDK 5

ISSN 1408-533X
e-ISSN 2591-1783

ANNALES

Anali za istrske in mediteranske študije
Annali di Studi istriani e mediterranei
Annals for Istrian and Mediterranean Studies

Series Historia Naturalis, 36, 2026, 1

KOPER 2026

Anali za istrske in mediteranske študije - Annali di Studi istriani e mediterranei - Annals for Istrian and Mediterranean Studies

ISSN 1408-533X
e-ISSN 2591-1783

UDK 5

Letnik 36, leto 2026 številka 1

UREDNIŠKI ODBOR/ *COMITATO DI REDAZIONE/ BOARD OF EDITORS:* Alessandro Acquavita (IT), Nicola Bettoso (IT), Christian Capape (FR), Darko Darovec, Dušan Devetak, Jakov Dulčić (HR), Edy Fantinato (IT), Ana Fortič, Andrej Gogala, Daniel Golani (IL), Danijel Ivajnšič, Hakan Kabasakal (TR), Mitja Kaligarič, Marcelo Kovačič (HR), Petar Kružić (HR), Lovrenc Lipej, Vesna Mačić (ME), Alenka Malej, Borut Mavrič, Patricija Mozetič, Martina Orlando-Bonaca, James Pierson (USA), Michael Stachowitsch (AT), Francesco Tiralongo (IT), Tom Turk, Al Vrezec

Glavni urednik/*Redattore capo/ Editor in chief:* Darko Darovec

Odgovorni urednik naravoslovja/ *Redattore responsabile per le scienze naturali/Natural Science Editor:* Lovrenc Lipej

Urednici/*Redattrici/Editors:* Martina Orlando-Bonaca, Ana Fortič

Prevajalci/*Traduttori/Translators:* Martina Orlando-Bonaca (sl./it.)

Oblikovalec/*Progetto grafico/ Graphic design:* Dušan Podgornik, Lovrenc Lipej

Tisk/*Stampa/Print:* Založništvo PADRE d.o.o.

Izdajatelja/*Editori/Published by:* Zgodovinsko društvo za južno Primorsko - Koper / *Società storica del Litorale - Capodistria*©
Inštitut IRRIS za raziskave, razvoj in strategije družbe, kulture in okolja / *Institute IRRIS for Research, Development and Strategies of Society, Culture and Environment / Istituto IRRIS di ricerca, sviluppo e strategie della società, cultura e ambiente*©

Sedež uredništva/*Sede della redazione/ Address of Editorial Board:* Nacionalni inštitut za biologijo, Morska biološka postaja Piran / *Istituto nazionale di biologia, Stazione di biologia marina di Pirano / National Institute of Biology, Marine Biology Station Piran*
SI-6330 Piran /*Pirano*, Fornače/*Fornace* 41, tel.: +386 5 671 2900, fax +386 5 671 2901;
e-mail: annalesSHN@nib.si, *internet:* www.zdjp.si

Redakcija te številke je bila zaključena 20. 06. 2026.

Sofinancirajo/*Supporto finanziario/ Financially supported by:* Javna agencija za znanstveno-raziskovalno in inovacijsko dejavnost Republike Slovenije (ARIS)

Annales - Series Historia Naturalis izhaja dvakrat letno.

Naklada/*Tiratura/Circulation:* 300 izvodov/copie/copies

Revija Annales, Series Historia Naturalis je vključena v naslednje podatkovne baze / *La rivista Annales, series Historia Naturalis è inserita nei seguenti data base / Articles appearing in this journal are abstracted and indexed in:* BIOSIS-Zoological Record (UK); Aquatic Sciences and Fisheries Abstracts (ASFA); Elsevier B.V.: SCOPUS (NL); Directory of Open Access Journals (DOAJ).

To delo je objavljeno pod licenco / *Quest'opera è distribuita con Licenza / This work is licensed under a* Creative Commons BY 4.0.

Navodila avtorjem in vse znanstvene revije in članki so brezplačno dostopni na spletni strani https://zdjp.si/en/p/annalesshn/
The submission guidelines and all scientific journals and articles are available free of charge on the website https://zdjp.si/en/p/annalesshn/
Le norme redazionali e tutti le riviste scientifiche e gli articoli sono disponibili gratuitamente sul sito https://zdjp.si/en/p/annalesshn/

OPEN ACCESS

ANNALES · Ser. hist. nat. · 36 · 2026 · 1

Anali za istrske in mediteranske študije - Annali di Studi istriani e mediterranei - Annals for Istrian and Mediterranean Studies

UDK 5 Letnik 36, Koper 2026, številka 1 ISSN 1408-53 3X
e-ISSN 2591-1783

VSEBINA / *INDICE GENERALE / CONTENTS*

BIOTSKA GLOBALIZACIJA
GLOBALIZZAZIONE BIOTICA
BIOTIC GLOBALIZATION

Alen SOLDO, Rigers BAKIU & Sherif DURMISHAJ The First Record of Bastard Grunt *Pomadasys incisus* (Bowdich, 1825) in Albanian Waters (Adriatic Sea) 1
Prvi zapis o pojavljanju neprave prašičevke Pomadasys incisus *(Bowdich, 1825) v albanskih vodah (Jadransko morje)*

Pero UGARKOVIĆ, Ilija ĆETKOVIĆ, Olivera MARKOVIĆ, Aleksandar JOKSIMOVIĆ, Nikola ĐORĐEVIĆ & Jakov DULČIĆ Additional Records of the Bastard Grunt, *Pomadasys incisus* (Bowdich, 1825), from the Eastern Adriatic Sea 7
Dodatne najdbe neprave prašičevke, Pomadasys incisus *(Bowdich, 1825), iz vzhodnega Jadranskega morja*

Rüştü KİRMAN & Murat BİLECENOĞLU Significant Range Expansion of *Sepioteuthis lessoniana* (Cephalopoda: Loliginidae) in the Aegean Sea Based on Scuba and Photographic Observations 15
Znatno razširjanje areala vrste Sepioteuthis lessoniana *(Cephalopoda: Loliginidae), v Egejskem morju na podlagi podvodnih opazovanj in fotografiranja*

Adrian BRAJKOVIĆ, Iris MATULJA & Neven IVEŠA Conquering the North: New Occurrence of the Common Lionfish, *Pterois miles* (Bennett, 1828), in the Adriatic Sea 21
Osvajanje severa: novi zapis o pojavljanju navadne plamenke, Pterois miles *(Bennett, 1828), v Jadranskem morju*

Alan DEIDUN, Bruno ZAVA, Maria CORSINI-FOKA, Arnold SCIBERRAS & Alessio MARRONE First Record of the Devil Firefish *Pterois miles* (Bennett, 1828) (Actinopterygii: Scorpaenidae) from Maltese Coastal Waters 29
Prvi zapis o pojavljanju plamenke Pterois miles *(Bennett, 1828) (Actinopterygii: Scorpaenidae) v malteških obalnih vodah*

Chirine HUSSEIN, Amir IBRAHIM, Firas ALSHAWY, Mouina BADRAN & Rahaf ABO ASA First Mediterranean Record of the Diagonal Butterflyfish, *Chaetodon fasciatus* Forsskål, 1775, Reported from Syrian Waters 35
Prvi sredozemski zapis o pojavljanju poševnoprogaste ščetinozobke, Chaetodon fasciatus *Forsskål, 1775, iz sirskih voda*

Houssein ELBARAASI, Tarek SHOEIB, Mona SAID & Laith A. JAWAD A Further Record of the Barred Knifejaw, *Oplegnathus fasciatus* (Temminck & Schlegel, 1844), a Pacific Species, from the Mediterranean: A New Record from Benghazi, Libya 41
Novi zapis o vrsti Oplegnathus fasciatus *(Temminck & Schlegel, 1844), pacifiški vrsti, v Sredozemlju: nova najdba iz Bengazija v Libiji*

Alen SOLDO & Rigers BAKIU Rapid Increase in Records of the Invasive Silver-cheeked Toadfish *Lagocephalus sceleratus* (Gmelin, 1789) in the Adriatic Sea 49
Hitro naraščanje pojavov invazivne srebrnoproge napihovalke Lagocephalus sceleratus *(Gmelin, 1789) v Jadranskem morju*

Gerasimos KONDYLATOS, Konstantinos KALAENTZIS, Styliani MINOUDI & Maria CORSINI-FOKA Further Molecular Identification Confirms the Occurrence of *Lagocephalus guentheri* Miranda Ribeiro, 1915 in the Aegean Coastal Waters of Greece 55
Nadaljnja molekularna identifikacija potrjuje prisotnost vrste Lagocephalus guentheri *Miranda Ribeiro, 1915 v egejskih obalnih vodah Grčije*

Deniz ERGÜDEN & Cem ÇEVİK Length–Weight and Length–Length Relationships, and Condition Factor of *Ambassis dussumieri* Cuvier, 1828, in the Northeastern Mediterranean, Türkiye 65
Dolžinsko-masni odnos med dolžino in kondicijskim faktorjem pri vrsti Ambassis dussumieri *Cuvier, 1828, v severovzhodnem Sredozemskem morju, Turčija*

Okan AKYOL & HALIL ŞEN Unexpected Occurrence of Prussian Carp *Carassius gibelio* (Cyprinidae) in Homa Lagoon (Izmir Bay, Aegean Sea) 73
Nepričakovani pojav srebrnega koreslja Carassius gibelio *(Cyprinidae) v laguni Homa (Izmirski zaliv, Egejsko morje)*

SREDOZEMSKE HRUSTANČNICE
SQUALI E RAZZE MEDITERRANEE
MEDITERRANEAN SHARKS AND RAYS

Terry CARBON, Emily GIGNON, Justine LALLAU-VAZZOLER, Hugo MENARD, Claudio BARRIA, Ana I. COLMENERO & Nicolas ZIANI Precopulatory Behaviour of *Pteroplatytrygon violacea* (Myliobatiformes: Dasyatidae) in the Northwestern Mediterranean 81
*Predkopulacijsko vedenje vijoličnega morskega biča (*Pteroplatytrygon violacea*) (Myliobatiformes: Dasyatidae) v severozahodnem Sredozemlju*

Hakan KABASAKAL Distribution of *Odontaspis ferox* in the Mediterranean Sea: Insights from Spatial and Temporal Analyses 87
Razširjenost vrste Odontaspis ferox *v Sredozemskem morju: Spoznanja na podlagi prostorskih in časovnih analiz*

Hristina GELEVSKA, Borut MAVRIČ, Lovrenc LIPEJ & Christian CAPAPÉ Is the Gulf of Trieste a potential nursery area for some elasmobranch species? 99
Ali je Tržaški zaliv potencialno območje odraščanja (jaslice) za določene vrste hrustančnic?

IHTIOFAVNA
ITTIOFAUNA
ICHTHYOFAUNA

Cem DALYAN, Yunus GÖNÜL, Mahmud Samed ŞAHİNOĞULLARI & Hakan KABASAKAL New data on the Occurrence and Morphology of the Armless Snake Eel, *Dalophis imberbis* (Ophichthidae), from the Northeastern Mediterranean Sea 119
Novi podatki o pojavljanju in morfologiji kačaste jegulje, Dalophis imberbis *(Ophichthidae), iz severovzhodnega Sredozemskega morja*

Chirine HUSSEIN, Firas ALSHAWY & Amir IBRAHIM First Record of the Mediterranean Dealfish, *Trachipterus trachypterus* (Gmelin, 1789) (Trachipteridae), in Syrian Marine Waters 127
Prvi zapis o pojavljanju kosice, Trachipterus trachypterus *(Gmelin, 1789) (Trachipteridae), v sirskih morskih vodah*

Igor AGOSTINI & Okan AKYOL On the Occurrence of the Currently Largest Recorded *Pagellus erythrinus* (Sparidae) in the Tyrrhenian Sea (Italy) 133
O pojavljanju trenutno največjega evidentiranega primerka vrste Pagellus erythrinus *(Sparidae) v Tirenskem morju (Italija)*

Ismail Burak DABAN & Yusuf ŞEN Substantiated Record and Preliminary Biological Insights of *Microlipophrys dalmatinus* (Steindachner & Kolombatović, 1883) from the Sea of Marmara, Türkiye 141
Potrjen zapis o pojavljanju in predhodna biološka spoznanja o vrsti Microlipophrys dalmatinus *(Steindachner & Kolombatović, 1883) iz Marmarskega morja, Turčija*

Zeliha ERDOĞAN, Gülçin ULUNEHIR AYDIN, Hatice TORCU-KOÇ & Tuğba ANBAROĞLU Population Study of *Trachurus mediterraneus* Focused on Reproductive Biology in Edremit Bay, Northern Aegean Sea 151
*Razmnoževalna biologija sredozemskega šura (*Trachurus mediterraneus*) v sklopu populacijske raziskave v Edremitskem zalivu (severno Egejsko morje)*

MORSKA FAVNA
FAUNA MARINA
MARINE FAUNA

Francesco TIRALONGO, Paola LEOTTA & Riccardo MARTELLUCCI *Physalia physalis* in the central Mediterranean Sea: Recent observations associated with mass strandings of *Velella velella* and surface circulation dynamics 165
*Portugalska ladjica (*Physalia physalis*) v osrednjem Sredozemskem morju: nedavna opažanja v povezavi z masovnimi nasedanji morskega jadrčka (*Velella velella*) in dinamiko površinskega kroženja vode*

Andrea LOMBARDO, Juba CHABANE & Rachida GHALMI First Contribution to the Study of the "Sea Slug" Fauna (Gastropoda, Heterobranchia) of the Algerian coast 177
Prvi prispevek k proučevanju favne „golih morskih polžev" (Gastropoda, Heterobranchia) alžirske obale

Borut MAVRIČ, Tjaša PREMRL, Martin MAVRIČ, Tina MIRT, Neža LEBAN, Tihomir MAKOVEC & Lovrenc LIPEJ Assessing Soft-Bottom Epibenthıc Communities: Methodologıcal Insıghts into Dredgıng and Vıdeo Surveys 203
Ocenjevanje epibentoških združb mehkega dna: metodološki vpogledi v dredžanje in video preglede

FAVNA
FAUNA
FAUNA

Kim LEBAN, Iztok ŠKORNIK, Špela ČONČ, Mateja BREG VALJAVEC, Žan KURALT, Lenart ŠTAUT, Jure TIČAR, Katarina POLAJNAR HORVAT, Primož GAŠPERIČ, Aleš SMREKAR & Melita VAMBERGER Habitat Insights for the European Pond Turtle (*Emys orbicularis*) in the Coastal Wetland Area Sečovlje Salina Nature Park, Slovenia 221
*Habitatne značilnosti močvirske sklednice (*Emys orbicularis*) v krajinskem parku Sečoveljske soline, Slovenija*

Leon CIMERMAN & Matija KRIŽNAR *Najdbe pleistocenske avifavne v kamnolomu Črni Kal (Primorska, Slovenija)* 243
Pleistocene Avifauna Finds in the Črni Kal Quarry (Primorska Region, Slovenia)

Kazalo k slikam na ovitku 255
Index to images on the cover 255

received: 2025-11-21 DOI 10.19233/ASHN.2026.19

POPULATION STUDY OF *TRACHURUS MEDITERRANEUS* FOCUSED ON REPRODUCTIVE BIOLOGY IN EDREMIT BAY, NORTHERN AEGEAN SEA

Zeliha ERDOĞAN, Gülçin ULUNEHIR AYDIN, Hatice TORCU-KOÇ & Tuğba ANBAROĞLU
Department of Biology, Faculty of Science and Arts, University of Balikesir, Cağış Campus, 10145, Balikesir TURKEY
e-mail: zelihae@gmail.com

ABSTRACT

This study provides insights into the reproductive traits of 754 individuals of Trachurus mediterraneus *collected in Edremit Bay between September 2008 and August 2009. The overall sex ratio differed significantly from the expected 1:1 ratio. Length at first sexual maturity (L_{50}) in females was 18.6 cm. Macroscopic examination of gonads and gonadosomatic index analyses indicated that the spawning period extended from March to August, with peak activity in April. Fulton's condition factor and the gonadosomatic index values showed inverse variation throughout the study period. Total fecundity ranged from 2,738 to 48,315 oocytes and showed strong positive correlations with total length and total weight. These findings provide essential information on the reproductive biology of this economically important species and may contribute to the sustainable management of its populations in the Aegean Sea.*

Key words: *Trachurus mediterraneus*, spawning, fecundity, Edremit Bay

STUDIO SULLA POPOLAZIONE DI *TRACHURUS MEDITERRANEUS,* CON PARTICOLARE ATTENZIONE ALLA BIOLOGIA RIPRODUTTIVA, NELLA BAIA DI EDREMIT, MAR EGEO SETTENTRIONALE

SINTESI

Lo studio fornisce approfondimenti sulle caratteristiche riproduttive di 754 individui di Trachurus mediterraneus *catturati nella baia di Edremit tra settembre 2008 e agosto 2009. Il rapporto complessivo tra i sessi differiva significativamente dal rapporto atteso di 1:1. La lunghezza alla prima maturità sessuale (L50) nelle femmine era di 18,6 cm. L'esame macroscopico delle gonadi e le analisi dell'indice gonadosomatico indicano che il periodo di deposizione si* **è** *esteso da marzo ad agosto, con un picco in aprile. Il fattore di condizione di Fulton e i valori dell'indice gonadosomatico hanno mostrato una variazione inversa durante l'intero periodo di studio. La fecondità totale variava da 2.738 a 48.315 ovociti e mostrava forti correlazioni positive con la lunghezza totale e il peso totale. I risultati forniscono informazioni essenziali sulla biologia riproduttiva della specie e contribuiscono alla gestione sostenibile delle sue popolazioni nell'Egeo.*

Parole chiave: *Trachurus mediterraneus,* deposizione, fecondità, Baia di Edremit

INTRODUCTION

Biological characteristics related to reproduction such as sex ratio, size at first sexual maturity, spawning period, fecundity, and condition factor are key parameters for the effective management of fishery resources (Komolafe & Arawomo, 2007). Understanding the size at which individuals first reach sexual maturity and the timing of the spawning season is critical for determining appropriate minimum catch sizes and for implementing fishing restrictions or seasonal bans (Dinh, 2018). Among these traits, fecundity holds particular significance in fish biology, as it may provide insight into fluctuations in population biomass (Das *et al*., 1989). Reproductive studies in fishery science have traditionally focused on female specimens, largely because reproductive output is more strongly constrained by egg production than by sperm availability (Helfman *et al*., 1997).

The Mediterranean horse mackerel (*Trachurus mediterraneus*) is a carnivorous species distributed across the Mediterranean and Black Seas, as well as the eastern Atlantic coastline from the English Channel to the waters off Morocco (Smith-Vaniz, 1987). This marine and brackish pelagic species, typically occurring at depths ranging from 20 to 200 meters, is known to form schools and exhibit oceanodromous migratory behaviour (Riede, 2004). Numerous studies have addressed its biological characteristics in different regions, including Egypt (El-Gharabawy & Abdel-Aziz, 1988), Tunisia (Ben Salem & Ktari, 1992), Türkiye (Bayhan & Mater, 2000; Şahin *et al*., 2009; Demirel & Yüksek, 2013), Bulgaria (Yankova *et al*., 2009, 2010), and the Adriatic Sea (Jardas *et al*., 2004; Šantić *et al*., 2006, 2011).

Edremit Bay, Türkiye, is a convergence zone influenced by regional circulation and interaction of Mediterranean and Black Sea-derived water masses, making it an important nursery area for both pelagic and demersal species (Toğulga, 1997). Although *T. mediterraneus* is among the economically important species in the region, no detailed studies have been conducted in Turkish waters, with the exception of Demirel & Yüksek (2013). Therefore, this study represents the first comprehensive investigation of reproductive parameters such as sex ratio, spawning season, size at first maturity, and fecundity, in Edremit Bay, northern Aegean Sea.

MATERIAL AND METHODS

A total of 754 specimens of Mediterranean horse mackerel were obtained from commercial catches between September 2008 and August 2009 in Edremit Bay (26°57′–26°34′E, 39°17′–39°34′N). From each monthly catch, a random subsample of 49 to 72 individuals (average: 62) was selected to ensure unbiased representation and consistent temporal coverage throughout the study period. During the study period, water temperature, pH, and salinity were measured monthly using a Hach HQ40d multiparameter device. Species identification was based on diagnostic morphological traits, including eye diameter, length of the accessory lateral line, and height of lateral line scales (Bini, 1968; Fischer *et al*., 1987) (Fig. 1). Since the specimens were obtained from commercial fisheries without any experimental manipulation, ethical approval was not required.

Total fish length (TL) was measured to the nearest 0.1 cm, from the anterior tip of the longest jaw to the posterior end of the caudal fin, using a digital calliper. Total weight (TW) was recorded to the nearest 0.01 g using an electronic balance. Sex was determined in all individuals by macroscopic examination of the gonads and classified based on the maturity scale defined by Holden & Raitt (1974).

Sex ratio was calculated as the ratio of females to males, monthly. Differences between the observed and expected proportions of females and males were tested using the chi-square (χ^2) formula:

$\chi^2 = \sum (O-E)^2/E$,

where:

χ^2 = Chi-square statistic

O = observed values

E = expected values

The null hypothesis (H_0), stating that there is no difference between the proportions of females and males, was tested at a significance level of $p < 0.05$ (Zar, 1996).

The gonadosomatic index (GSI) was calculated according to the equation:

$GSI = (GW/SW) \times 100$

where GW is gonad weight and SW is somatic weight (gonad free-weight) of the specimens, both recorded in grams (Avşar, 2016).

Fulton's condition factor (CF) was calculated separately for each sex as:

$CF = (TW/ TL^3) \times 100$, where TW is total weight (g) and TL is total length (cm) (Sparre & Venema, 1992).

The spawning period was determined based on the occurrence of gonads in mature stages (III and IV) and analyses of monthly variation in maturity-stage proportions and GSI values. In addition, the monthly percentages of each maturity stage were calculated.

Length at 50% maturity (L_{50}) was estimated by fitting maturity ogives using a log-logistic (Gompertz-type) model. The proportion of mature individuals (stages III–V) relative to immature ones (stages I–II) was calculated within 1-cm TL intervals, separately for each sex during the reproductive period. L_{50} was estimated based on the double-log function described by Ilkyaz *et al.* (1998). The equations applied were:

$r(TL) = \exp[-\exp(-(a + bTL))]$

$L_{50} = [-\ln(-\ln(0.5)) - a] / b$

where r(TL) is the proportion of mature individuals at a given TL, L_{50} is the estimated length at which 50% of individuals are mature, and *a* and *b* are the intercept and slope of the function, respectively. Although logistic regression is commonly used for maturity estimation, this

Fig. 1: General appearance of** T. mediterraneus **(Photo: Gülçin Ulunehir Aydın).
Sl. 1: Splošni videz vrste** T. mediterraneus **(Foto: Gülçin Ulunehir Aydın).

approach was chosen due to its robust fit to the observed data and its frequent use in regional studies.

Total fecundity, defined as the total number of mature oocytes ready for spawning within a single reproductive cycle, was estimated for 169 mature female specimens using the gravimetric method (Bagenal & Tesch, 1978; Bithy *et al.*, 2012). To account for potential variability within the ovary, oocytes were randomly sampled from three regions of the ovarian lobes: anterior, middle, and posterior. Each subsample was carefully dissected, and oocytes were separated individually using fine needles under a stereomicroscope to ensure accurate counting. The number of oocytes in each subsample was counted, and fecundity for each subsample was subsequently calculated using the following formula (Karlou-Riga & Economidis, 1997):

$F_s = (n \times GW) / w$

where:

F_s= fecundity of subsample

n = number of oocytes in subsample

GW = gonad weight

w = weight of subsample

Total fecundity (F) for each fish was calculated by averaging fecundity estimates obtained from the three subsamples, as expressed by:

$F = (F_1 + F_2 + F_3) / 3$

where F_1, F_2, and F_3 represent fecundity estimates from the anterior, middle, and posterior ovarian regions, respectively. This approach ensures a representative estimate of total fecundity, reflecting the reproductive potential of individual females during the spawning season.

Regression analysis was used to evaluate the relationships between total fecundity (F) and both total length (TL) and total weight (TW) in female fish. A linear regression model was applied to describe the relationship between fecundity and total weight, while a power function model ($F = a \times TL^b$) was used for the fecundity–length relationship. Model performance was evaluated using the coefficient of determination (R^2) to assess the strength of the relationships between variables. Among several tested models (including linear, logarithmic, exponential, and power functions), the selected models were those providing the best fit based on R^2 values and visual inspection of residuals. All statistical analyses were conducted using Jamovi 1.6.23, Microsoft Excel 2013, and PAST 4.03.

RESULTS

The present study focused on the reproductive biology of Mediterranean horse mackerel from Edremit Bay. Length–frequency distributions for females, males, and the combined sample are presented in Figure 2. Female total lengths ranged from 11.15 to 34.9 cm, male total lengths from 11.19 to 34.9 cm, and overall total lengths from 11.15 to 34.9 cm. No statistically significant differences were observed between females and males with respect to mean total length and mean total weight (*t*-test, $p > 0.05$).

A total of 754 specimens, including 323 males and 431 females, were collected during the study period. The overall sex ratio deviated significantly from the expected 1:1 proportion (F:M = 1.33:1; $\chi^2 = 15.46$; $p < 0.05$). Monthly variation of sex ratio is shown in Figure 3. Females generally predominated throughout the study period, except in September, when males were more abundant. Statistically significant deviations from the expected 1:1 sex ratio were observed only in March (F:M = 2.44:1; $\chi 2 = 9.62$; $p < 0.05$), October (F:M = 2.13:1; $\chi 2 = 9.72$; $p < 0.05$) and November (F:M = 1.62:1; $\chi 2 = 4.26$; $p < 0.05$).

The monthly variation in maturity stages is presented in Figure 4. While stages III, IV, and early stage V, as well as the sex of each specimen, were readily determined, identification of stages I, II, and late stage V proved more

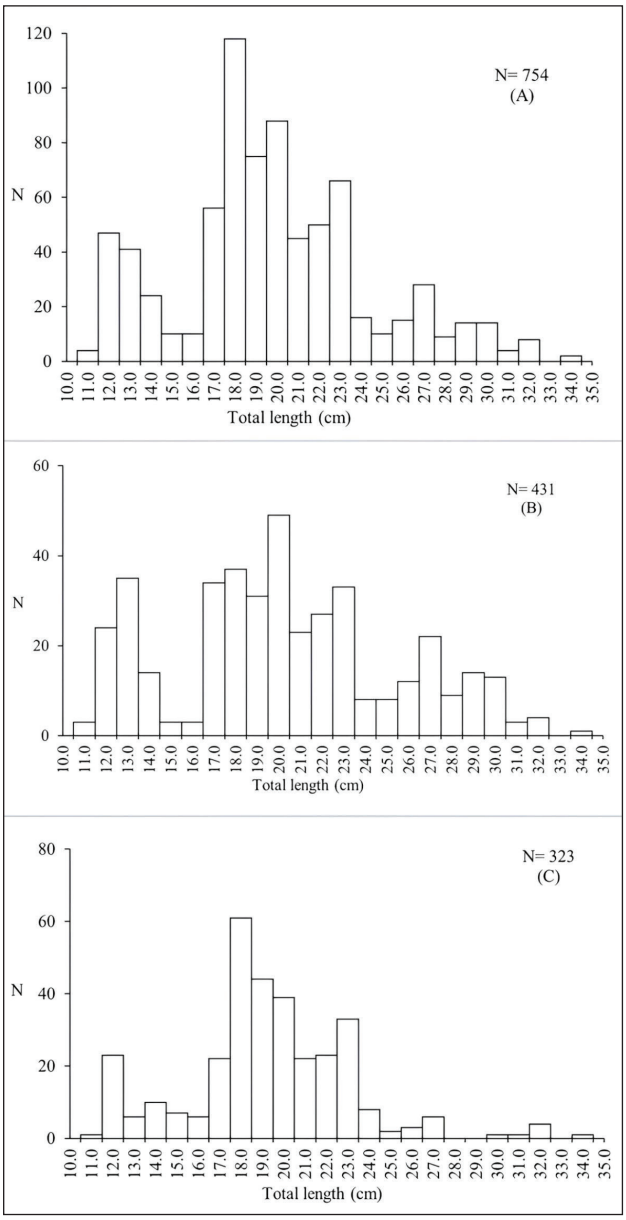

Fig. 2: Total length–frequency distribution of all individuals (A), females (B), and males (C) for *T. mediterraneus* ***in Edremit Bay.***
Sl. 2: Velikostna porazdelitev vseh osebkov (A), samic (B) in samcev vrste *T. mediterraneus* ***v Edremitskem zalivu.***

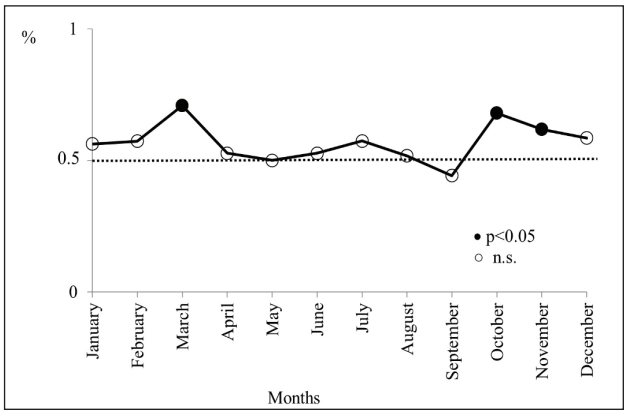

Fig. 3: Monthly sex ratio of T. mediterraneus (• statistically significant deviation from the 1:1 ratio, ∘ not significant) in Edremit Bay.
Sl. 3: Mesečno razmerje med spoloma pri vrsti T. mediterraneus (• statistično značilno odstopanje od razmerja 1:1, ∘ ni značilno) v Edremitskem zalivu.

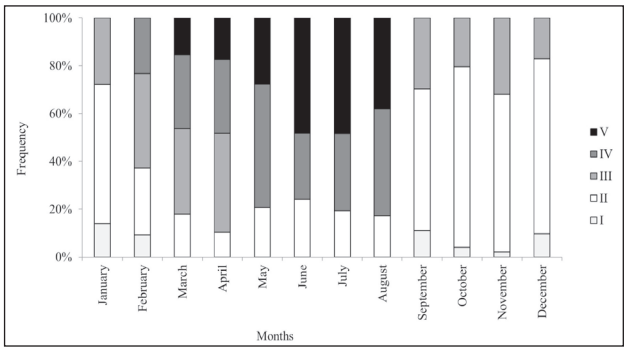

Fig. 4: Monthly percentage distribution of maturity stages of female *T. mediterraneus* ***in Edremit Bay.***
Sl. 4: Mesečna porazdelitev razvojnih stopenj pri samicah vrste *T. mediterraneus* ***v Edremitskem zalivu (v odstotkih).***

difficult. In these stages, the gonads were very small, and the distinction between male and female gonads could not be reliably determined.

The size at which 50% of the female *T. mediterraneus* population reached sexual maturity (L_{50}) was calculated as 18.6 cm using on a Gompertz-type model (Fig. 5).

The gonadosomatic index (GSI) revealed that the reproductive season extended from March to August, peaking in April (Fig. 6). The highest mean female GSI value (%) was recorded in April (4.112%), the lowest in August (0.375%). Differences in monthly GSI values were statistically significant (d.f.: 11,742; F = 103.835; $p < 0.001$; one-way ANOVA). During the same period, sea surface temperature exhibited a seasonal increase, from 14.0 °C in winter to 22.5 °C in summer. Dissolved oxygen concentrations were highest in winter and early spring (11.5–12.6 mg L^{-1}) and decreased during summer (7.1–7.5 mg L^{-1}). Salinity remained relatively stable throughout the study period, varying within a narrow range of 36.0 to 39.0‰ (Fig. 6).

As shown in Figure 7, the highest and lowest average monthly CF values for females were found in July (1.203) and March (0.883), respectively. Similarly, the highest and lowest average monthly CF values for males were observed in August (1.309) and April (0.818),

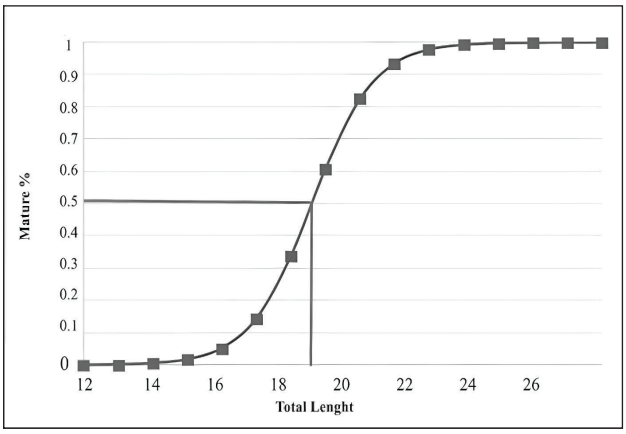

Fig. 5: Length at first sexual maturity of female T. mediterraneus in Edremit Bay.
Sl. 5: Dolžina ob prvi spolni zrelosti pri samicah vrste T. mediterraneus v Edremitskem zalivu.

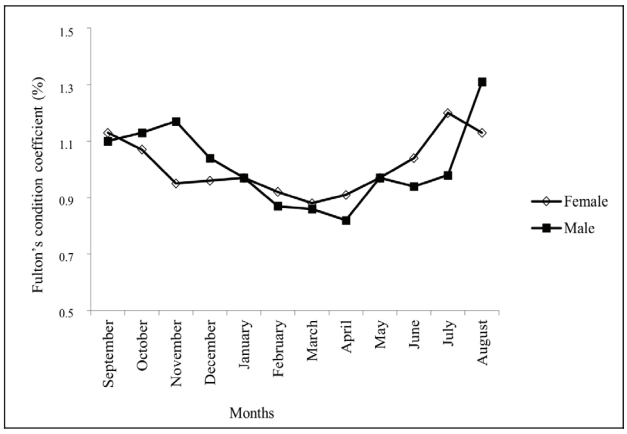

Fig. 7: Monthly variation in Fulton's condition factor of female and male** T. mediterraneus **in Edremit Bay.
Sl. 7: Mesečna dinamika Fultonovega indeksa kondicije pri samicah in samcih vrste** T. mediterraneus **v Edremitskem zalivu.

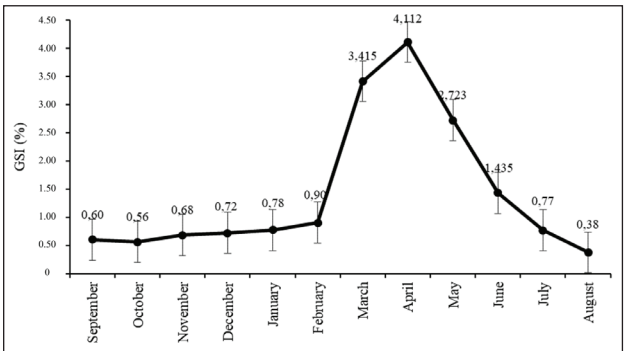

°C	22.0	18.5	17.5	16.5	15.0	14.0	15.5	16.0	20.5	21.0	22.5	22.5
‰	38.6	37.5	37.4	36.1	36.2	36.0	36.4	37.4	38.5	38.5	38.9	39.0
mg/l	7.1	7.4	7.6	8.7	11.5	12.4	12.6	10.2	9.7	8.2	7.5	7.2

Fig. 6: Monthly variation in gonadosomatic index of female** T. mediterraneus **in Edremit Bay, along with monthly mean sea surface temperature, salinity, and levels of dissolved oxygen.
Sl. 6: Mesečno spreminjanje gonadosomatskega indeksa pri samicah vrste** T. mediterraneus **v Edremitskem zalivu, skupaj s povprečno mesečno površinsko temperaturo morja, slanostjo in nivoji raztopljenega kisika.

respectively. Differences between monthly CF values were statistically significant (d.f.: 11,742; F: 7.956; $p < 0.001$; one-way ANOVA).

Total fecundity of T. mediterraneus ranged from 2,738 eggs (TL = 12.1 cm, TW = 22.29 g) to 48,315 eggs (TL = 32.9 cm, TW = 245.78 g). The results indicated a significant positive relationship between total fecundity and both total length and total weight in mature females (Fig. 8). The relationships were described by the following equations: $F = 151.05 \times TW + 4919.8$ ($R^2 = 0.9796$); $F = 6.005 \times TL^{2}.63$ ($R^2 = 0.9255$). These findings indicate a strong size-dependent increase in fecundity.

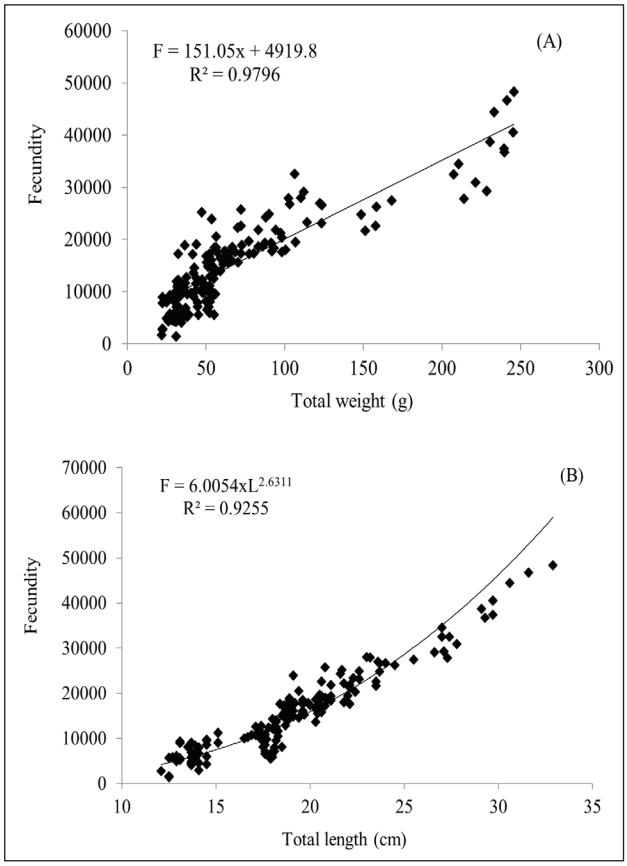

Fig. 8: Relationships between total fecundity and total weight (A) and total length (B) in female T. mediterraneus in Edremit Bay.
Sl. 8: Razmerje med celotno plodnostjo in celokupno maso (A) ter totalno dolžino (B) pri samicah vrste T. mediterraneus v Edremitskem zalivu.

DISCUSSION

This study provides the first comprehensive data on the reproductive biology of *T. mediterraneus* in Edremit Bay, establishing fundamental biological parameters for population assessment and management. A total of 754 specimens of were examined. Length–frequency distributions are presented in Figure 1, with TL ranging from 11.5 to 34.9 cm in females, 11.9 to 34.9 cm in males, and 11.5 to 34.9 cm for all individuals combined. As shown in Table 1, the size range observed in the present study generally differs from those reported for several other regions. However, comparable size distributions have been documented in the Adriatic Sea (Viette *et al*., 1997; Jardas *et al*., 2004; Šantić *et al*., 2006, 2011; Pešić *et al*., 2012). These variations in size may be attributed to environmental factors such as temperature, organic matter availability, feeding regime, capture time, stomach fullness, disease status, and parasitic burden (Ahamed *et al*., 2018).

The sex ratio (F:M) in the present study was skewed in favour of females (1.33:1) throughout the study period, except in September (Fig. 2). Although the sex ratio in most fish species is typically close to 1:1, it may vary among species and populations of the same species, and fluctuate temporally within a population (Nikolsky, 1980). As indicated in Table 1, the predominance of females observed in the present study is consistent with findings from previous studies on T. mediterraneus populations, including those from the Adriatic and Black Seas (Jardas *et al*., 2004; Šantić *et al*., 2006, 2011; Pešić *et al*., 2012; Yankova *et al*., 2009; Demirel & Yüksek, 2013). This female dominance has been attributed to factors such as longer lifespan in females, earlier and more readily identifiable ovarian development compared to testes, and sex-specific migratory behaviour (Khemiri & Gaamour, 2009).

Mature females (stages III–V) were observed throughout the year, suggesting a prolonged spawning period for Trachurus mediterraneus in Edremit Bay (Fig. 3). This reproductive strategy enhances annual egg production (Burt *et al*., 1988) while also reducing susceptibility to fishing pressure (Lowerre-Barbieri *et al*., 1998). Given these advantages, accurate estimation of size at first sexual maturity (L_{50}) is essential for effective stock management. In the present study, L_{50} for female T. mediterraneus in Edremit Bay was estimated at 18.6 cm TL (Fig. 4). This value, while higher than recent estimates reported for the western Mediterranean (13.8–17.7 cm TL; Rodríguez-Castañeda *et al*., 2022), falls within the broader range documented for Mediterranean populations (15.7–22.5 cm TL; Ragonese *et al*., 2002; Samia *et al*., 2002), indicating marked intraspecific variability (Table 2). Notably, the L_{50} estimated for Edremit Bay is substantially higher than values reported from the Sea of Marmara (12.2–12.5 cm TL; Demirel & Yüksek, 2013), a semi-enclosed basin characterised by restricted water exchange and distinct hydrographic conditions that may promote earlier sexual maturation at smaller body sizes. In contrast, the more open and stable environmental conditions in Edremit Bay, including higher winter temperatures and elevated levels of dissolved oxygen, likely support sustained somatic growth and delayed maturation, resulting in sexual maturity at larger body sizes.

Judging from gonadosomatic index (GSI) values and maturity stage analyses (Figs. 3 and 5), spawning of Trachurus mediterraneus in Edremit Bay occurs between March and August, with a pronounced peak in April. This spawning period is generally consistent with those reported from several other Mediterranean regions, whereas studies conducted in the Black Sea and the Marmara–Black Sea transition zone indicate a shorter and temporally shifted reproductive season (*e.g.*, Demirel & Yüksek, 2013; Tab. 3). These differences suggest that the onset, duration, and termination of the reproductive period in *T. mediterraneus* may vary geographically in response to local environmental conditions. As noted by Nikolsky (1980), reproductive timing in fish populations is influenced by multiple environmental factors, including hydrological regime, temperature, and food availability. In this context, the earlier onset and longer duration of the spawning period observed in Edremit Bay likely reflect favourable environmental conditions in the northern Aegean Sea. In particular, relatively high levels of dissolved oxygen recorded between January and April coincide with the pre-spawning and early spawning phases, suggesting enhanced physiological readiness for reproduction. Together with the progressive increase in seawater surface temperature, these conditions are likely to improve feeding efficiency and energy allocation toward gonadal development, thereby promoting earlier onset and prolonged reproductive activity, as reflected in elevated GSI values.

The calculated monthly condition factor (CF) values for the Mediterranean horse mackerel are presented in Figure 6. CF is an index reflecting the combined effects of biotic and abiotic factors on the physiological condition of fish. It is generally correlated with monthly variations in gonadosomatic index (GSI) (Avşar, 2016). As shown in Figures 5 and 6, CF increased from April onwards, peaking in July and August, which indicates an inverse relationship with GSI. Lower CF values coincided with higher GSI values, suggesting that CF may reflect reproductive activity in T. mediterraneus in Edremit Bay.

In this study, total fecundity was found ranging from 2,738 to 48,315 eggs in fish with total lengths between 12.1 and 32.9 cm and total weights between 22.29 and 245.78 g. These results differ from those of previous studies that estimated batch fecundity (*i.e.*, the number of eggs released per spawning event). Pora (1979) reported batch fecundity values ranging from 2,369 to 46,200 eggs in fish with fork lengths of 11.8 to 19.5 cm from the Black Sea. Similarly, Demirel & Yüksek (2013) reported batch fecundity values between 1,058 and 28,116 eggs

Tab. 1: Total length, total weight, and sex ratios of** Trachurus mediterraneus **in the present and previous studies.
Tab. 1: Totalna dolžina, celokupna masa in razmerja med spoloma pri vrsti** Trachurus mediterraneus **v pričujoči in predhodnih raziskavah.

Reference	N	TL (cm)	TW (g)	(F:M)	Locality
Viette *et al.* (1997)	482	9.8-38.3	-	-	Adriatic Sea
Merella *et al.* (1997)	232	3.9-24.4	-	-	Balear Islands
Karlou-Riga (2000)	1325	5.6-39.3	-	1.00:1	Aegean Sea
Moutopoulos & Stergiou (2002)	191	17.3-34.1	-	-	Aegean Sea
Koutrakis & Tsikliras (2003)	21	11.7-25.7			Aegean Sea
Jardas *et al.* (2004)	237	11.7-36.8	-	1.04:1	Adriatic Sea
Šantić *et al.* (2006)	1245	14.8-39.1	20.6-485.1	1.05:1	Adriatic Sea
Karakulak *et al.* (2006)	31	14.2-26.6	-	-	Aegean Sea
Sangun *et al.* (2007)	373	7.0-19.1	2.46-60.59	-	Mediterranean
Cherif *et al.* (2007)	182	8.8-30.0	-	-	Tunisia
Bostancı (2009)	791	-	4.10-466.9	-	Marmara Sea
Yankova *et al.* (2009)				1.36:1	Black Sea
Šantić *et al.* (2011)	1411	9.2-37.9	7.9-466.0	1.10:1	Adriatic Sea
Atılgan *et al.* (2012)	439	7.7-31.0	3.97-47.46	-	Black Sea
Pešić *et al.* (2012)	730	8.9-31.3	-	1.59:1	Adriatic Sea
Kasapoğlu & Düzgüneş (2013)	624	6.2-19.5	1.71-64.30	-	Black Sea
Demirel & Yüksek (2013)	1224	13.5-19.4	-	1.22:1	Marmara-Black Sea
This study	754	11.5-34.9	22.29- 300.5	1.33:1	Northern Aegean Sea

for specimens measuring 13.5–19.4 cm in total length. In a separate study, Karlou-Riga (1995) reported batch fecundity values between 17,977 and 155,747 eggs for fish with ovary-free weights ranging from 93 to 366 g. The relatively higher fecundity values observed in the present study may be attributed to the broader size range of sampled individuals and the estimation of total fecundity rather than batch fecundity. Variation in fecundity among populations may be influenced by environmental factors such as temperature, sunlight, and weather conditions, with temperature likely representing the primary selective driver (Jonsson & Jonsson, 1999; Bithy *et al.,* 2012).

Regression analyses showed that the relationship between total fecundity and total weight was best described by a linear model, while a power function model was the best fit for the relationship between total fecundity and total length (Fig. 7). The fecundity–weight relationship exhibited a higher coefficient of determination (R^2 = 0.9796) compared to the fecundity–length relationship (R^2 = 0.9255), indicating a stronger association between fecundity and body mass. These findings are consistent with the biological principle that reproductive potential is more closely related to somatic energy reserves than to linear size. This pattern has also been observed in other teleost species. For instance, Fasya (2022) reported that in Betta species, the relationship between fecundity and total weight (R^2 = 0.9319) was significantly stronger than the relationship with total length (R^2 = 0.1664). Overall, these findings support the idea that body weight is as a more reliable predictor of fecundity, likely because it better reflects the energetic resources available for oocyte production.

CONCLUSIONS

This study provides the first comprehensive data on the reproductive biology of Trachurus mediterraneus in Edremit Bay, revealing key biological parameters for population assessment and management. The markedly female-biased sex ratio, early onset of sexual maturity at 18.6 cm TL, and extended spawning period from March to August—with a peak in April—highlight the species' reproductive capacity and ecological adaptation

Tab. 2: Reported L_{50} values for** Trachurus mediterraneus **from various localities in the present and previous studies.
Tab. 2: Poročane vrednosti L_{50} za vrsto** Trachurus mediterraneus **z različnih lokalitet v pričujoči in predhodnih raziskavah.

Reference	Locality	L_{50} (cm)
Fischer *et al*. (1987)	Mediterranean Sea	23
Karlou-Riga (1995)	Saronikos Gulf	20
Viette *et al*. (1997)	Adriatic Sea	16
Ragonose *et al*. (2002)	Central Mediterranean Sea	17.1-22.5
Samia *et al*. (2002)	Tunisian	15.7
Demirel & Yüksek (2013)	Marmara-Black Sea	12.2-12.5
Rodríguez-Castañeda *et al*. (2022)	Spanish Mediterranean	13.8-17.7
This study	Northern Aegean Sea	18.6

Tab. 3: Spawning seasons (by months) of** Trachurus mediterraneus **at various localities in the present and previous studies.
Tab. 3: Obdobja drstenja (po mesecih) za vrsto** Trachurus mediterraneus **na različnih lokalitetah v pričujoči in predhodnih raziskavah.

Reference	Locality	Months											
		J	F	M	A	M	J	J	A	S	O	N	D
Slastenenko (1956)	Marmara Sea				■	■	■	■	■				
Demir (1961)	Black Sea					■	■	■	■				
Fischer *et al*. (1987)	Mediterranean Sea						■	■	■				
Karlou-Riga (1995)	Saronikos Gulf				■	■	■	■	■	■			
Ünlüata *et al*. (1996)	Black Sea					■	■	■	■				
Viette *et al*. (1997)	Adriatic Sea					■	■	■	■	■	■		
Nannini *et al*. (1997)	Tyrrhenian Sea				■	■	■	■	■	■	■		
Karlou-Riga (2000)	Aegean Sea				■	■	■	■	■	■			
Ragonose *et al*. (2002)	Mediterranean Sea						■	■	■				
Samia *et al*. (2002)	Tunisian						■	■	■	■	■		
Šantić *et al*. (2006)	Adriatic Sea					■	■	■	■				
Şahin *et al*. (2009)	Black Sea							■	■	■			
Demirel & Yüksek (2013)	Marmara-Black Sea					■	■	■	■	■			
Melendez *et al*. (2017)	Alboran Sea					■	■	■	■				
Rodríguez-Castañeda *et al*. (2022)	Spanish Mediterranean					■	■	■	■				
This study	Northern Aegean Sea			■	■	■	■	■	■				

in the region. The inverse relationship between the gonadosomatic index and condition factor further confirms a distinctly seasonal reproductive cycle. Additionally, the strong correlations between batch fecundity and both total length and total weight indicate that body size is a reliable predictor of reproductive output.

These findings provide essential baseline information that can contribute to improved stock assessment models and the development of sustainable fisheries management strategies. Future research should aim to expand sampling across seasons and geographic regions to refine knowledge of reproductive traits and support more precise fisheries management.

RAZMNOŽEVALNA BIOLOGIJA SREDOZEMSKEGA ŠURA (*TRACHURUS MEDITERRANEUS*) V SKLOPU POPULACIJSKE RAZISKAVE V EDREMITSKEM ZALIVU (SEVERNO EGEJSKO MORJE)

Zeliha ERDOČAN, Gülçin ULUNEHIR AYDIN, Hatice TORCU-KOÇ & Tuğba ANBAROČLU
Department of Biology, Faculty of Science and Arts, University of Balikesir, Cağış Campus, 10145, Balikesir TURKEY
e-mail: zelihae@gmail.com

POZVETEK

*Pričujoča raziskava prinaša vpogled v razmnoževalne značilnosti sredozemskega šura (*Trachurus mediterraneus*) na podlagi analize 754 osebkov, zbranih v Edremitskem zalivu med septembrom 2008 in avgustom 2009. Skupno razmerje med spoloma je odstopalo od pričakovanega razmerja 1:1. Samice so spolno dozorele (L_{50}), ko so dosegle 18,6 cm v dolžino. Pregled gonad in analize gonadosomatskega indeksa so pokazali, da je drstenje potekalo od marca do avgusta, z viškom v aprilu. Fultonov kondicijski faktor je bil obratno sorazmeren gonadosomatskemu indeksu med obdobjem raziskave. Plodnost je bila med 2.738 in 48.315 oocitami in je kazala izrazito pozitivno korelacijo s totalno dolžino in celokupno maso. Te ugotovitve prinašajo ključne informacije o razmnoževalni biologiji te gospodarsko pomembne vrste in lahko prispevajo k trajnostnemu upravljanju njenih populacij v Egejskem morju.*

Ključne besede: *Trachurus mediterraneus*, drstenje, plodnost, Edremitski zalivu

REFERENCES

Ahamed, F., N. Saha, M. A. Nishat, M. K. Biswas, M. Sultana, M.S. Khatun & Z.F. Ahmed (2018): Length-weight and length-length relationships of three small indigenous fishes from the Payra River, southern Bangladesh. J. Appl. Ichthyol., 34, 77–779. https://doi.org/10.1111/jai.13642.

Atılgan, E., S.N. Başçınar & M. Erbay (2012): Otolith characteristics and some population parameters of horse mackerel, *Trachurus mediterraneus* (Steindachner, 1868), in the Eastern Black Sea. J. Fish. Sci., 6(2), 114–124. https://doi.org/10.3153/jfscom.2012015.

Avşar, D. (2016): Fisheries biology and population dynamics (in Turkish). Çukurova University Publications, Books, Adana, 306 pp.

Bagenal, T.B. & F.W. Tesch (1978): Age and growth. In: Methods for assessment of fish production in fresh waters. In: Bagenal T (editor): IBP Handbook No.3: Blackwell Scientific Publisher. pp. 101–136.

Bayhan, B. & S. Mater (2000): A preliminary study on the comparison of the condition factor and food regime of the Atlantic horse mackerel *Trachurus trachurus* (L. 1758) and Mediterranean horse mackerel *Trachurus mediterraneus* (Stein. 1868) distributing at Izmir Bay (Aegean Sea) (in Turkish). J. Fish. Aquat. Sci., 17, 69–76.

Ben Salem, M. & M.H. Ktari (1992): Polymorphisme enzymatique de *Trachurus trachurus* (Linnaeus, 1758) et *Trachurus mediterraneus* (Steindachner, 1886) (Téléostéens, Carangidae) des côtes tunisiennes. Cybium, 16, 73–79.

Bini, G. (1968): Famiglia Carangidae. In Atlante dei pesci delle coste italiane, pp. 43–55. Mondo sommerso, Roma, 175 pp.

Bithy, K., M.I. Miah, M.S. Haque, K.R. Hasan, & M.F. Slam (2012): Estimation of the fecundity of Jat Puti, *Puntius sophore* (Hamilton). J. Environ. Sci. Nat. Resour., 5(2), 295–300. https://doi.org/10.3329/jesnr.v5i2.14833.

Bostancı, D. (2009): Otolith characteristics and some population parameters of the yellowtail horse mackerel, *Trachurus mediterraneus* (Steindachner, 1868). Fırat Univ. J. Sci., 21(1), 12–18.

Burt, A., D.L. Kramer, K. Nakatsuru & C. Spry (1988): The tempo of reproduction in *Hyphessobrycon pulchripinnis* (Characidae), with a discussion on the biology of 'multiple spawning' in fishes. Environ. Biol. Fish, 22, 15–27.

Cherif, M., R. Zarrad, H. Gharbi, H. Missaout & O. Jarboud (2007): Length-weight relationships for 11 fish species from the Gulf of Tunis (SW Mediterranean Sea, Tunisia). Pan-Am. J. Aquat. Sci., 3(1), 1–5.

Das, M.S., C. Dewan & S.C. Debnath (1989): Studies on fecundity of *Heteropneustes fossilis* (Bloch) in a mini pond of Bangladesh. Bangl. J. Agric. Res., 16, 1–6.

Demir, M. (1961): On the eggs and larvae of the *Trachurus trachurus* (L.) and *Trachurus mediterraneaus* (Stahnr) from the Sea of Marmara and Black Sea. Rapports et Proce`s-Verbaux des Re´unions, Conseil International pour L'Exploration Scientifique de la Mer Me´deterrane´e, Monaco, 16, 317–320.

Demirel, N. & A. Yüksek (2013): Reproductive biology of *Trachurus mediterraneus* (Carangidae): a detailed study for the Marmara–Black Sea stock. J. Mar. Biol. Assoc. U. K., 93(2), 357–364. https://doi.org/10.1017/S0025315412001014.

Dinh, Q.M. (2018): Aspects of reproductive biology of the red goby *Trypauchen vagina* (Gobiidae) from the Mekong Delta J. Appl. Ichthyol., 34, 103–110. https://doi.org/10.1111/jai.13521.

El-Gharabawy, M. & S.H. Abdel-Aziz (1988): Histomorphology of ovarian changes during the reproductive cycle of *Trachurus mediterraneus* (Teleostei, Carangidae). Bull. Natl. Inst. Oceanogr. Fish., 14, 55–69.

Fasya, A.H. (2022): Relationship between fecundity and morphometric characteristics in Betta species. J. Aquat. Sci., 10(2), 123–130.

Fischer, W., M. Schneider & M.L. Bauchot (1987): Fishes of the North-Eastern Atlantic and the Mediterranean (Vol. 2). FAO – Food and Agriculture Organization of the United Nations.

Helfmann, G.S., B.B. Collette & D.E. Facey (1997): The diversity of fishes. Blackwell Science, 529 pp.

Holden, M.K. & D.S. Raitt (1974): Methods of Resource Investigation and their Application. Food and Agriculture Organization of the Uiited Nations, Fisheries Technical Paper, (Rev. 1), Rome, 115 pp.

Ilkyaz, A.T., H.T. Metin & C. Kınacıgil (1998): A computer program about the calculation of the selectivity parameters in towed fishing gear illustrated with cover cod-end method (L50 Version: 1.0.0). J. Fish. Aquat. Sci., 15(3-4), 305–314.

Jardas, I., M. Šantić & A. Pallaoro (2004): Biometric properties of Mediterranean horse mackerel, *Trachurus mediterraneus* (Osteichthyes: Carangidae) from the central Adriatic Sea. Natura Croat., 13(4), 343–355.

Jonsson, N. & B. Jonsson (1999): Trade-off between egg mass and egg number in brown trout. J. Fish Biol., 55, 767–783.

Karakulak, F.S., H. Erk & B. Bilgin (2006): Length–weight relationships for 47 coastal fish species from the northern Aegean Sea, Turkey. J. Appl. Ichthyol., 22, 274–278.

Karlou-Riga, C. (1995): Biology and dynamics of the species of genus *Trachurus* (Pisces, Carangidae) in the Saronikos Gulf. PhD, Aristotle University of Thessaloniki, Greece.

Karlou-Riga, C. & P.S. Economidis (1997): Spawning frequency and batch fecundity of horse mackerel, *Trachurus trachurus* (L.), in the Saronikos Gulf (Greece). J. Appl. Ichthyol., 13, 97–104. https://doi.org/10.1111/j.1439-0426.1997.tb00108.x.

Karlou-Riga, C. (2000): Otolith morphology and age and growth of *Trachurus mediterraneus* (Steindachner) in the Eastern Mediterranean. Fisheries Research, 46, 69–82.

Kasapoğlu, N. & E. Düzgüneş (2013): Length-weight relationships of marine species caught by five gears from the Black Sea. Mediterr. Mar. Sci., 15(1), 95–100. https://doi.org/10.12681/mms.463.

Khemiri, S. & A. Gaamour (2009): Size-mass relationship, relative condition and sexual cycle of anchovies and sardines on the Tunisian coast. Bull. Inst. Natl. Sci. Tech. Oceanogr. Fish. Salammbo, 36, 45–57.

Komolafe, O.O & G.A.O. Arawomo (2007): Reproductive strategy of *Oreochromis niloticus* (Pisces: Cichlidae) in Opa reservoir. Rev. Biol. Trop., 55(2), 595–602.

Koutrakis, E.T & A.C. Tsikliras (2003): Length-weight relationships of fishes from three northern Aegean estuarine systems (Greece). J. Appl. Ichthyol., 19, 258–260.

Jardas, I., M. Šantić & A. Pallaoro (2004): Biometric properties of Mediterranean horse mackerel *Trachurus mediterraneus* (Osteichthyes/Carangidae) from the Central Adriatic Sea. Nat. Croat., 13, 343–355.

Lowerre-Barbieri, S.K., J.M. Lowerre & L.R. Barbieri (1998): Multiple spawning and the dynamics of fish populations: inferences from an individual based simulation model. Can. J. Fish. Aquat. Sci., 55, 2244–2254.

Meléndez-Vallejo, M.J., P. Torres, F. González-Valderrama, A. Giráldez, M. González, J.L. Pérez-Gil, J.M. Serna-Quintero, J. Acosta & J.C. Báez (2017): Primer registro de anomalía intersexual gonadal de *Trachurus mediterraneus* (Steindachner, 1868) desde el mar de Alborán. An. Biol., 39, 89–92.

Merella, P., A. Quetglas, F. Alemany & A. Carbonell (1997): Length-weight relationship of fishes and cephalopods from the Balearic Islands (Western Mediterranean). Naga, ICLARM Q, 20(3/4), pp. 66–68.

Moutopoulos, D.K & K.I. Stergiou (2002): Length-weight and length-length relationships of fish species from the Aegean Sea (Greece). J. Appl. Ichthyol., 18, 200–203.

Nannini, N., M. Sbrana & S. De Ranieri (1997): Aspetti di biologia di *Trachurus trachurus* (Linnaeus, 1758) e *Trachurus mediterraneus* (Steindachner, 1868) nel Mar Tirreno Settentrionale. Biol. Mar. Mediterr., 4(1), 561–563.

Nikolsky, G.V. (1980): Theory of fish population dynamics as the biological background for rational exploitation and management of fishery resources, Otto Koeltz Science Publishers, 323 pp.

Pešić, A., A. Joksimović, M. Đurović, M. Mandić, O. Marković & Z. Ikica (2012): Biological characteristic of Mediterranean horse mackerel (*Trachurus mediterraneus*, Steindachner, 1868) from the Montenegrin Shelf (Southern Adriatic). Water Res. Manage., 2(3), 29–33.

Pora, E. (1979): Le chinchard de la Mer Noire (*Trachurus mediterraneus ponticus*), e´tude monographique (In Romanian with French abstract) Constanta, Romania: Institut Roumain de Recherches Marines, 753 pp.

Ragonese, S., F. Fiorentino, G. Garofalo, D. Levi, S. Gancitano, G.B. Giusto & P. Rizzo (2002): Distribution, abundance and biological features of picarel (Spicara flexuosa), Mediterranean (*Trachurus mediterraneus*) and Atlantic (*T. trachurus*) horse mackerel based on experimental bottom-trawl data (MEDITS, 1994–2002) in the Strait of Sicily. MedSudMed Technical Document, 5, pp.100–114.

Riede, K. (2004): Global register of migratory species from global to regional scales. Final Report of the R&D-Project 808 05 081. Federal Agency for Nature Conservation, Bonn, Germany, 329 pp.

Rodríguez-Castañeda, J.C., A. Ventero, M.G. García-Márquez & M. Iglesias (2022): Spatial and temporal analysis (2009–2020) of the biological parameters, abundance and distribution of *Trachurus mediterraneus* (Steindachner, 1868) in the Western Mediterranean. Fisheries Research, 256, 106483.

Samia, F., G. Adel, B. Lotfi & A. Abed (2002): Période de reproduction et taille de première maturité sexuelle chez les chinchards (*Trachurus trachurus* et *Trachurus mediterraneus*) de la région nord de la Tunisie. Bull. INSTM, Actes des 5èmes Journées de l'ATSMer, 7, 9–12.

Sangun, L., E. Akamca & M. Akar (2007): Weight-length relationships for 39 fish species from the north-eastern Mediterranean coast of Turkey. Turk. J. Fish. Aquat. Sci., 7(1), 37–40.

Šantić, M., A. Pallaoro & I. Jardas (2006): Covariation of gonadosomatic index and parameters of length-weight relationships of Mediterranean horse mackerel, *Trachurus mediterraneus* (Steindachner, 1868), in the eastern Adriatic Sea. J. Appl. Ichthyol., 22, 214–217. https://doi.org/10.1111/j.1439-0426.2006.00735.x.

Šantić, M., B. Rada & A. Paladin (2011): Condition and length-weight relationship of the horse mackerel (*Trachurus trachurus* L.) and the Mediterranean horse mackerel (*Trachurus mediterraneus* L.) from the eastern Adriatic Sea. Arch. Biol. Sci., 63(2), 421–428.

Slastenenko, E. (1956): The fishes of the Black Sea basin. Istanbul: E.B.K. Publishing. [In Turkish with English abstract.]

Smith-Vaniz, W.F. (1987): Carangidae. In Scallops: the north-eastern Atlantic and the Mediterranean. In: Whitehead, P.J.P., M.L. Bauchot, J.C. Hureau, N. Nielsen, E. Tortonese (eds.), Unesco. pp. 815–844.

Sparre, P. & S.C. Venema (1992): Introduction to Tropical Fish Stock Assessment. Part 1. Manual, FAO Fisheries Technical Paper, 306. No. 1, Review 1, FAO, Rome, 376 pp.

Şahin, C., N. Kasapoğlu, A.M. Gözler, F. Kalaycı, N, Hacımurtazaoğlu & C. Mutlu (2009): Age, growth, and gonadosomatic index (GSI) of Mediterranean horse mackerel (*Trachurus mediterraneus* Steindachner, 1868) in the Eastern Black Sea, Turk. J. Zool., 33, 157–167. https://doi.org/10.3906/zoo-0805-26.

Togulga, M. (1997): Studies on the biology and population dynamics of the red mullet (*Mullus barbatus*, Linnaeus 1758) in the Gulf of Izmir. Ege Univ. J. Sci., 1, 175–1.

Ünlüata, Ü., F. Bingel, Y. Bekiroğlu, A.C. Gücü, U. Niermann, A.E. Kideys, E. Mutlu, M. Doğan, Y. Kayıkçı, D. Avşar, Y. Genç, H. Okur & M. Zengin (1996): Black Sea stock assessment project: fisheries research. Project Nos. DEBÇAĞ 74/G, DEBÇAĞ 139/G and DEBAG 115/G. Final Report. METU Institute of Marine Sciences, Turkey.

Yankova, M., D. Pavlov & V. Raykov (2009): Population dynamics of horse-mackerel (*Trachurus mediterraneus*), as a valuable economic species for the Bulgarian Black Sea coast. The Annals of the University Dunarea de Jos of Galati Fascicle VI – Food Technology, New Series Year III (XXXII), pp.72–77.

Yankova, M., V. Raykov, D. Gerdzhikov & P.V. Frateva (2010): Growth and length-weight relationships of the horse mackerel, *Trachurus mediterraneus ponticus* (Aleev, 1956), off the Bulgarian Black Sea coast. Turk. J. Zool., 34, 85–92. https://doi.org/10.3906/zoo-0811-10.

Viette, M., P.G. Giulianini & E.A. Ferrero (1997): Reproductive biology of scad, *Trachurus mediterraneus* (Teleostei, Carangidae), from the Gulf of Trieste. ICES J. Mar. Sci., 54, 267–272.

Zar, J.H. (1996): Biostatistical Analysis. Prentice-Hall**,** 662 pp.